



ಬೃಹತ್ ಬೆಂಗಳೂರು ಮಹಾನಗರ ಪಾಲಿಕೆ
Bruhat Bengaluru Mahanagara Palike



BBMP COVID-19 WAR ROOM BULLETIN – 19.07.2021



ABSTRACT OF COVID-19 CASES IN BENGALURU



	MALE	FEMALE	TRANSGENDER	MALE	FEMALE	TRANSGENDER	TOTAL	
	Last 24 Hours	Last 24 Hours	Last 24 Hours	Cumulative	Cumulative	Cumulative	Last 24 Hours	Cumulative
Positive Cases	165	101	0	7,30,624	4,91,699	132	266	12,22,455
Recovered Cases	721	481	0	7,14,932	4,80,807	104	1,202	11,95,843
Death Cases	3	3	0	10,013	5,786	4	6*	15,803
Total Tests Done	In Last 24 hrs : 47,985					Cumulative : 1,59,26,857		
ACTIVE CASES					10,809			

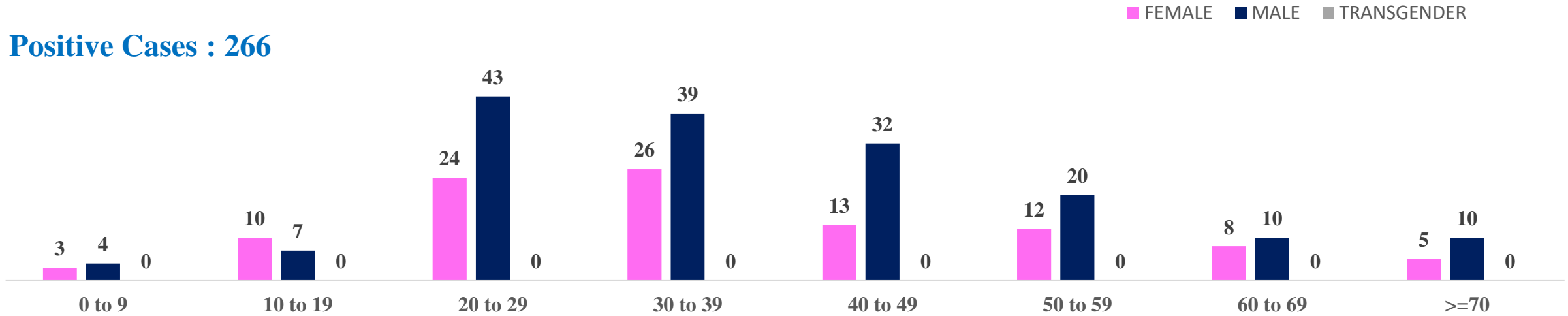
* Covid deaths occurred today : 04 | Covid deaths occurred beyond last 24 hrs, reported today : 02



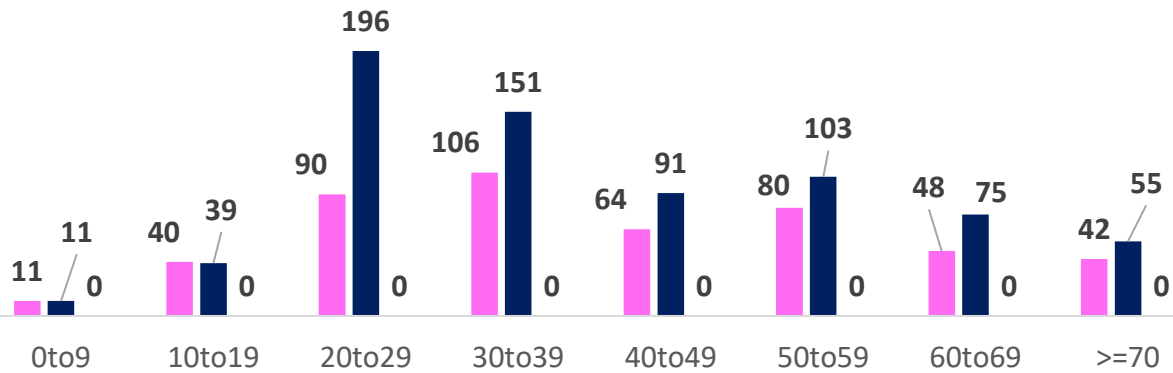
LAST 24 HOURS AGE GROUP AND GENDER WISE DISTRIBUTION



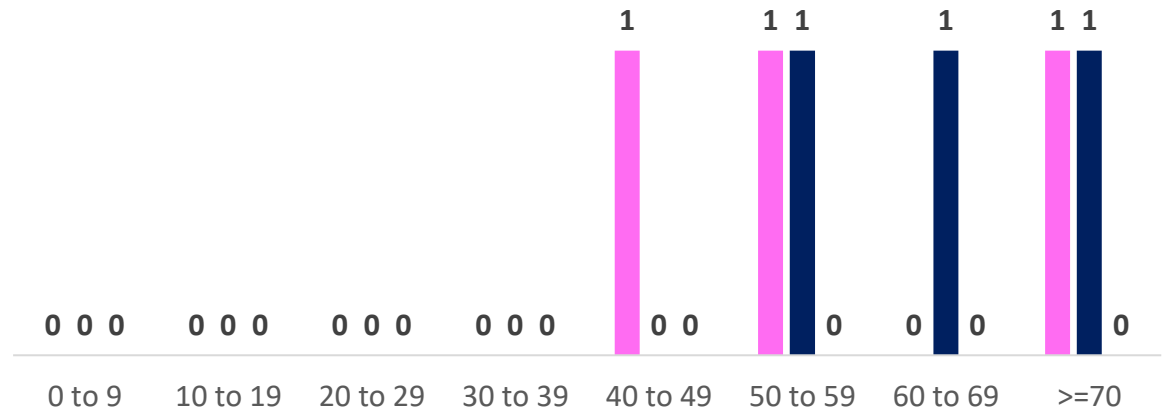
Positive Cases : 266



Recovered Cases : 1,202



Death Cases : 6





SNAPSHOT OF BENGALURU COVID-19 CASES IN LAST 8 WEEKS



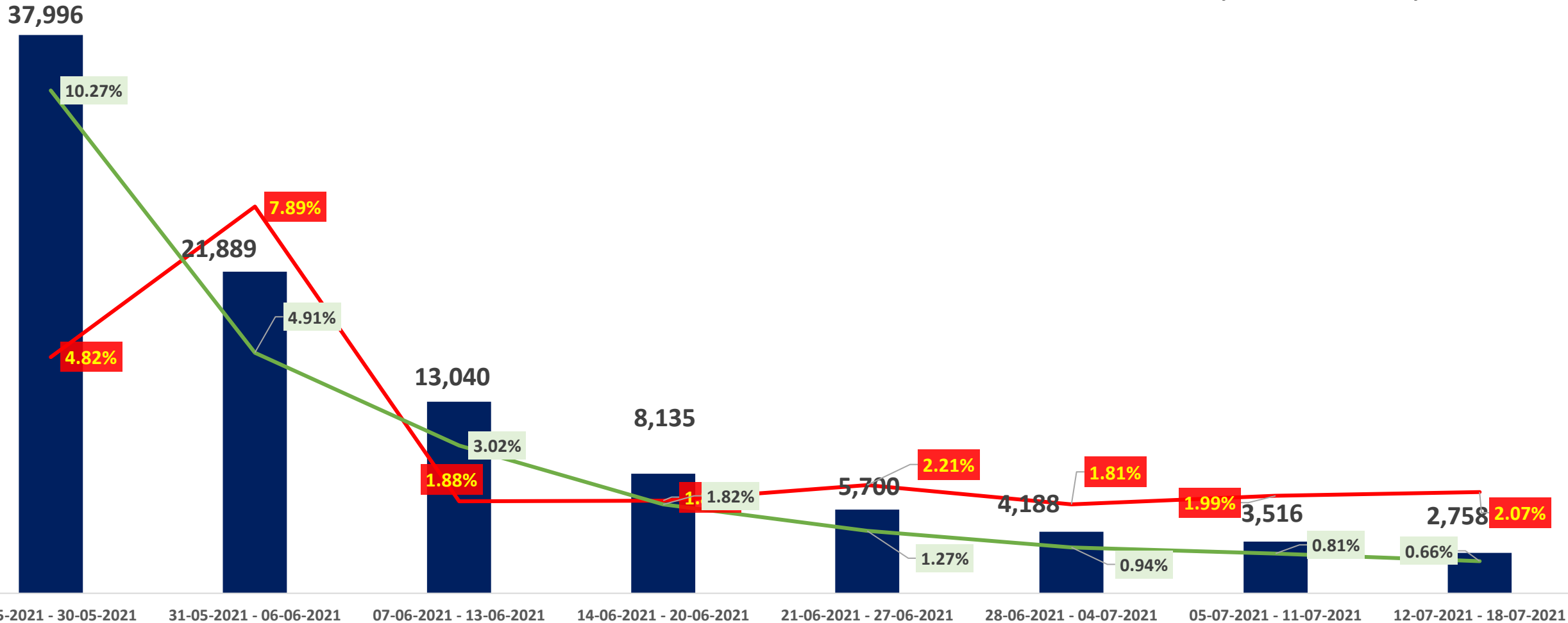
	24/05/21 TO 30/05/21	31/05/21 TO 06/06/21	07/06/21 TO 13/06/21	14/06/21 TO 20/06/21	21/06/21 TO 27/06/21	28/06/21 TO 04/07/21	05/07/21 TO 11/07/21	12/07/21 TO 18/07/21
Total Positive Cases	37,996	21,889	13,040	8,135	5,700	4,188	3,516	2,758
Total Recovered Cases	1,16,968	58,559	35,396	22,713	13,456	51,147	5,856	4,877
Total Death Cases	1,833	1,728	245	154	126	76	70	57
Case Fatality Rate	4.82%	7.89%	1.88%	1.89%	2.21%	1.81%	1.99%	2.07%
Total Tests Conducted	3,70,054	4,45,720	4,32,106	4,48,208	4,47,351	4,46,248	4,32,561	4,19,191
Positivity Rate	10.27%	4.91%	3.02%	1.82%	1.27%	0.94%	0.81%	0.66%



POSITIVITY AND MORTALITY RATE OF BENGALURU – LAST 8 WEEKS

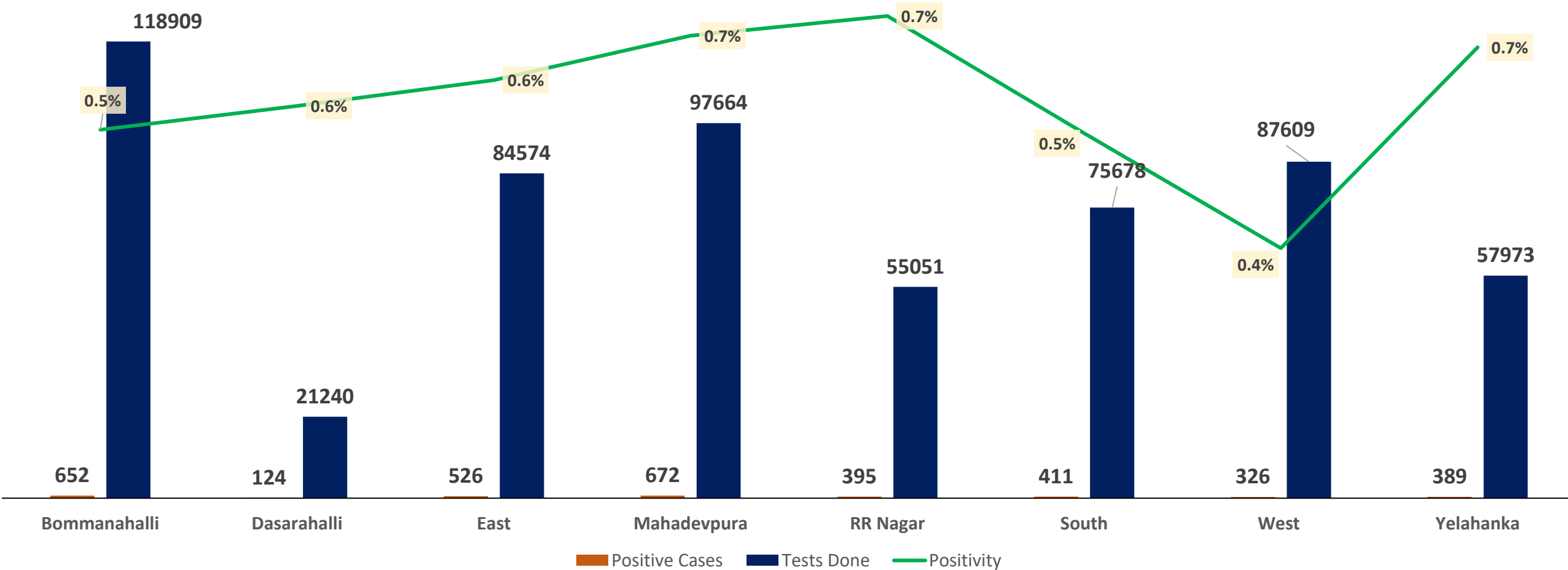


■ Total Positive Cases — Case Fatality Rate — Positivity Rate



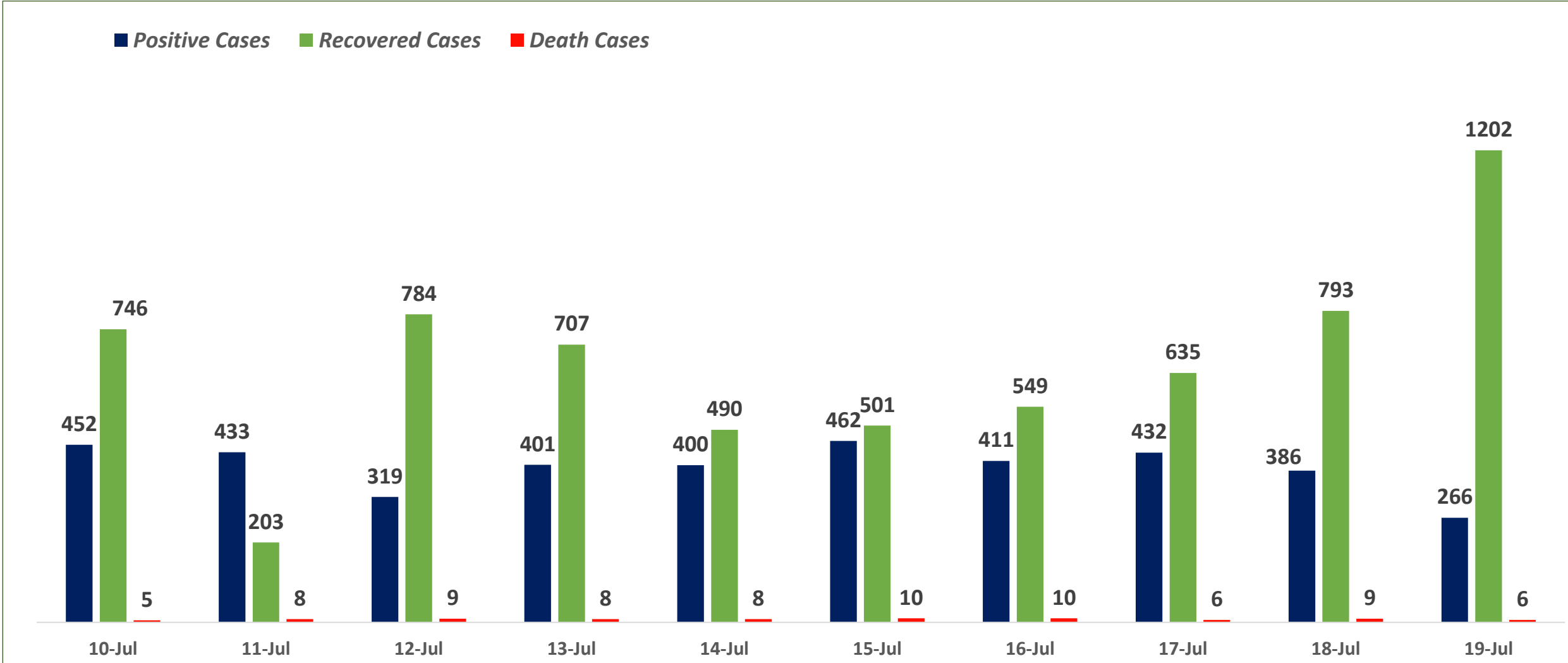


ZONE WISE POSITIVITY TREND IN LAST 10 DAYS





SNAPSHOT OF POSITIVE, RECOVERED AND DEATH CASES OVER LAST 10 DAYS ACROSS BBMP ZONES

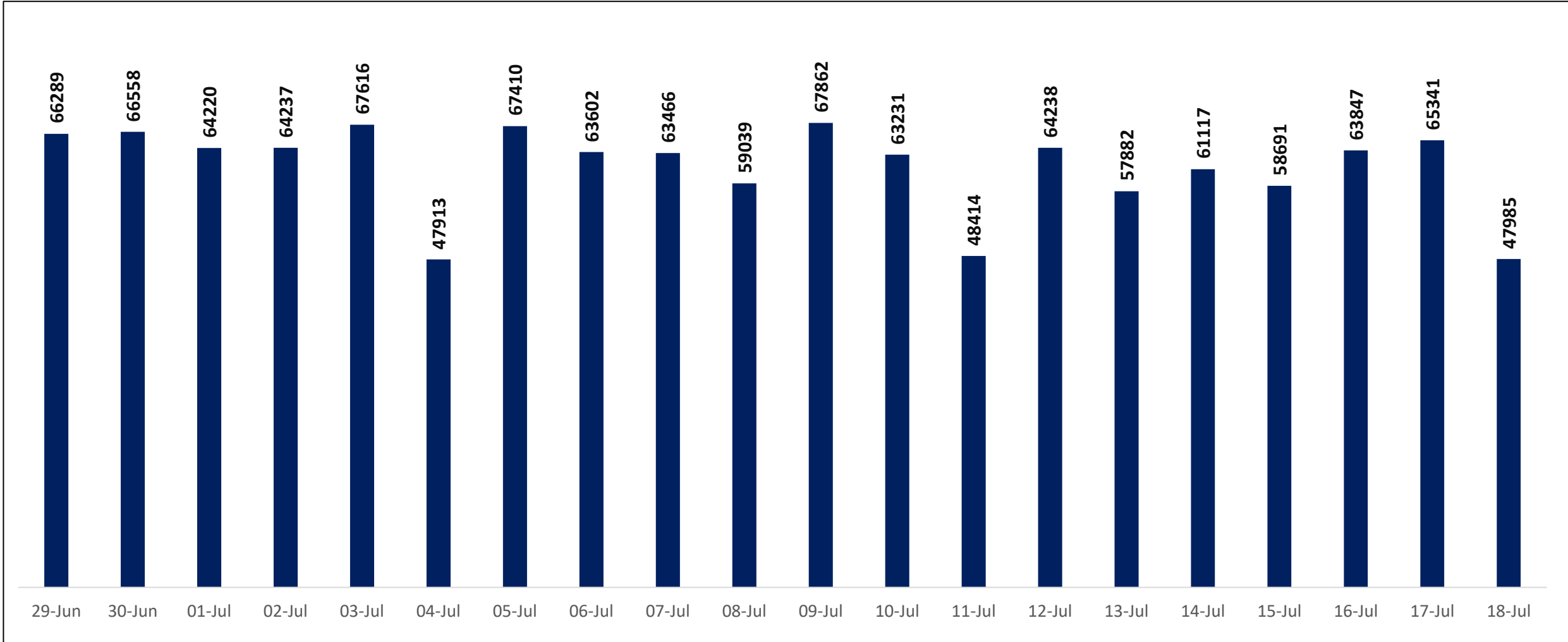




TESTING TRENDS IN BENGALURU

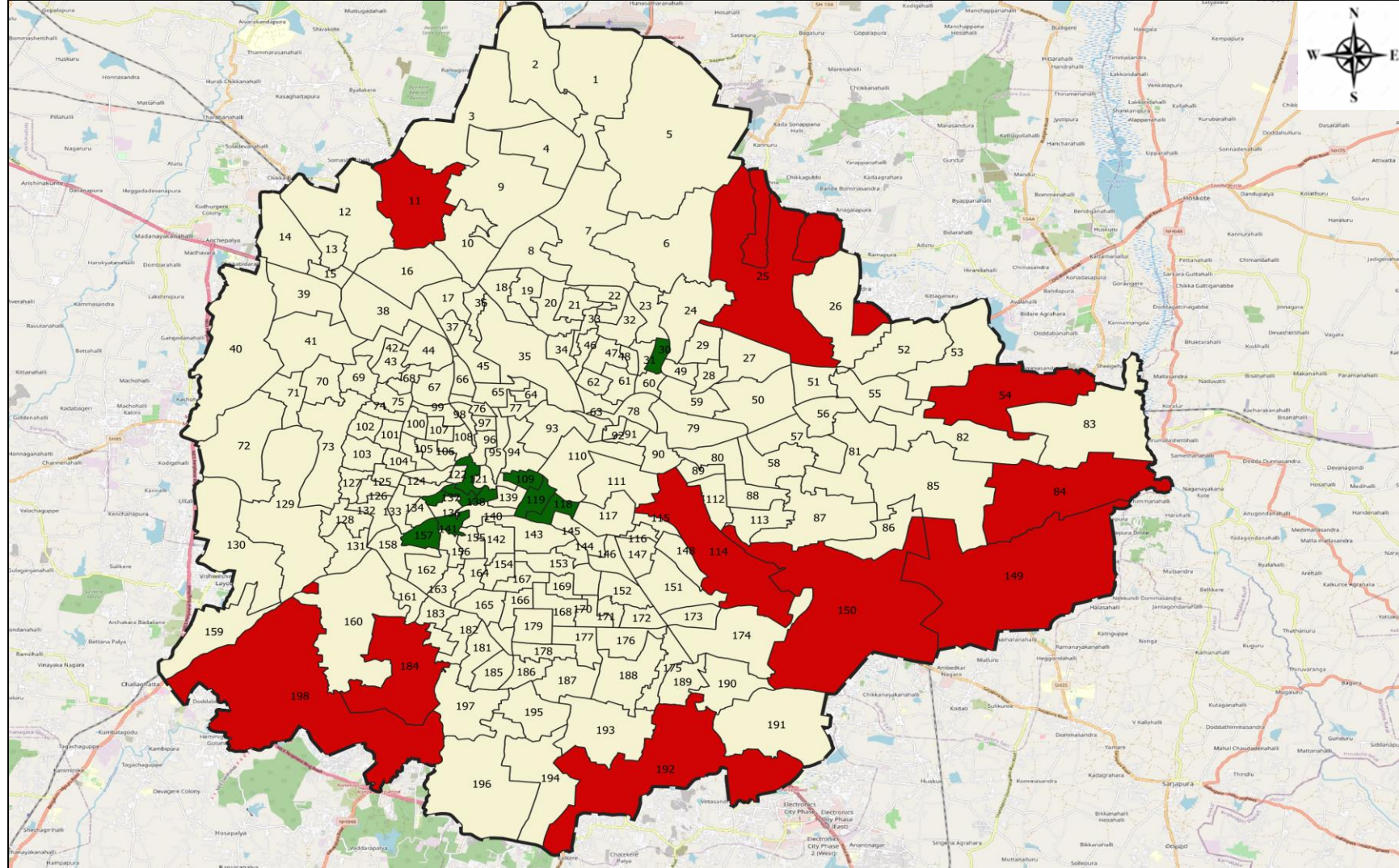


Total Test Conducted Till Date	Test Conducted Last 24 hours
1,59,26,857	47,985





BENGALURU URBAN MAP SHOWING TREND OF POSITIVE CASES IN LAST 10 DAYS



Top 10 wards reporting highest number of positive cases in last 10 days

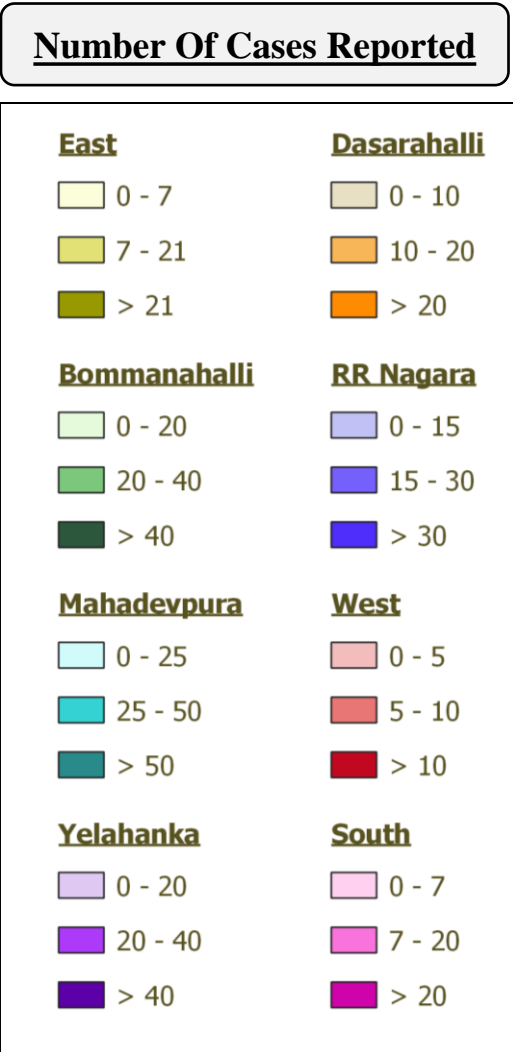
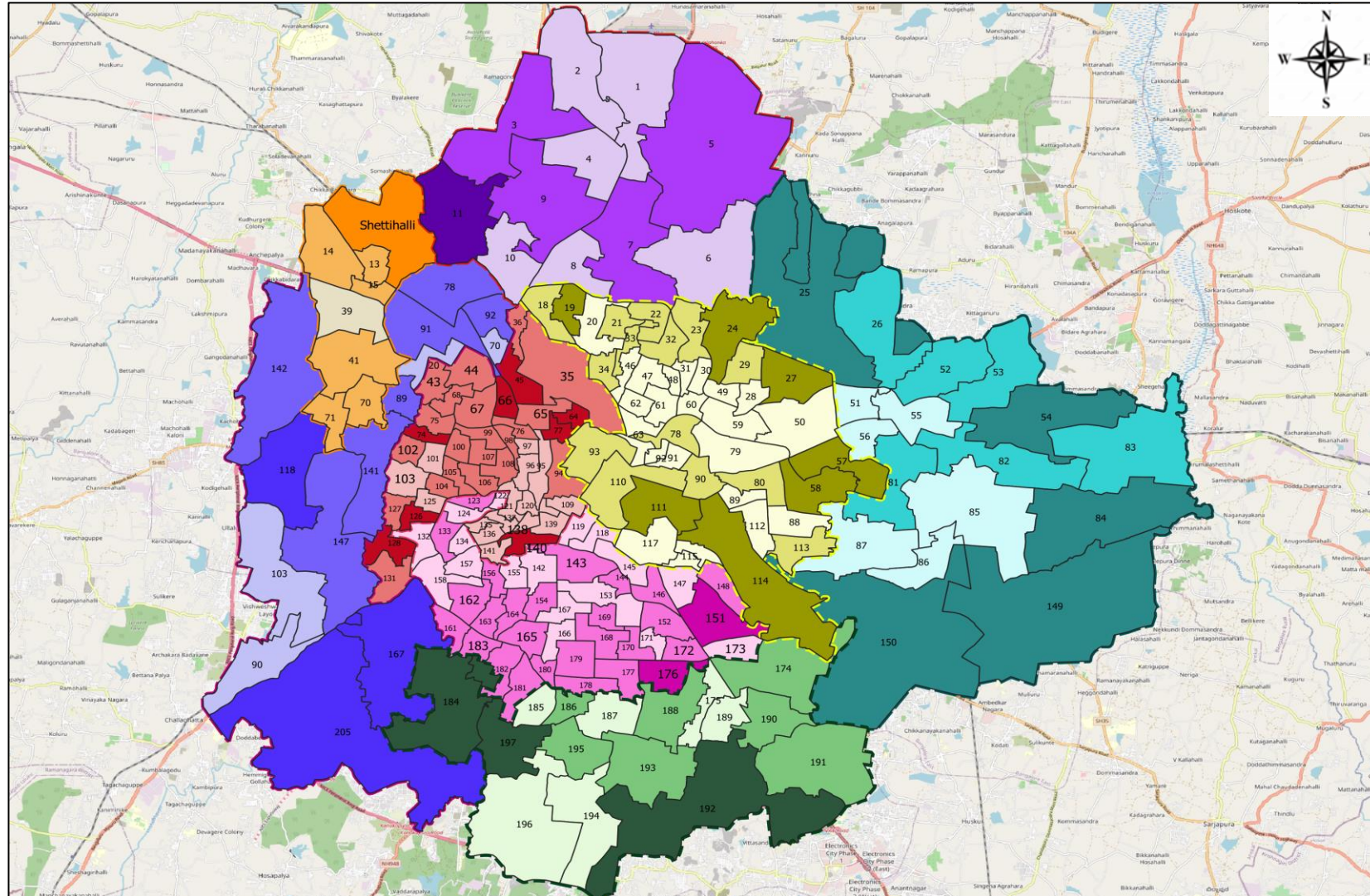
Ward No.	Ward Name
11	KUVEMPU NAGAR
150	BELLANDURU
25	HORAMAVU
149	VARTHURU
184	UTTARAHALLI
192	BEGUR
54	HUDI
114	AGARA
198	HEMMIGEPURA
84	HAGADUR

Top 10 wards reporting least number of positive cases in last 10 days

Ward No.	Ward Name
30	KADUGONDANAHALLI
119	DHARMARAYA SWAMY TEMPLE
137	RAYAPURA
138	CHALAVADIPALYA
157	GALI ANJANEYA TEMPLE
109	CHICKPETE
118	SUDHAM NAGAR
121	BINNIPETE
135	PADARAYANAPURA
141	AZAD NAGAR



BENGALURU MAP SHOWING TREND OF WARD WISE POSITIVE CASES IN LAST 10 DAYS

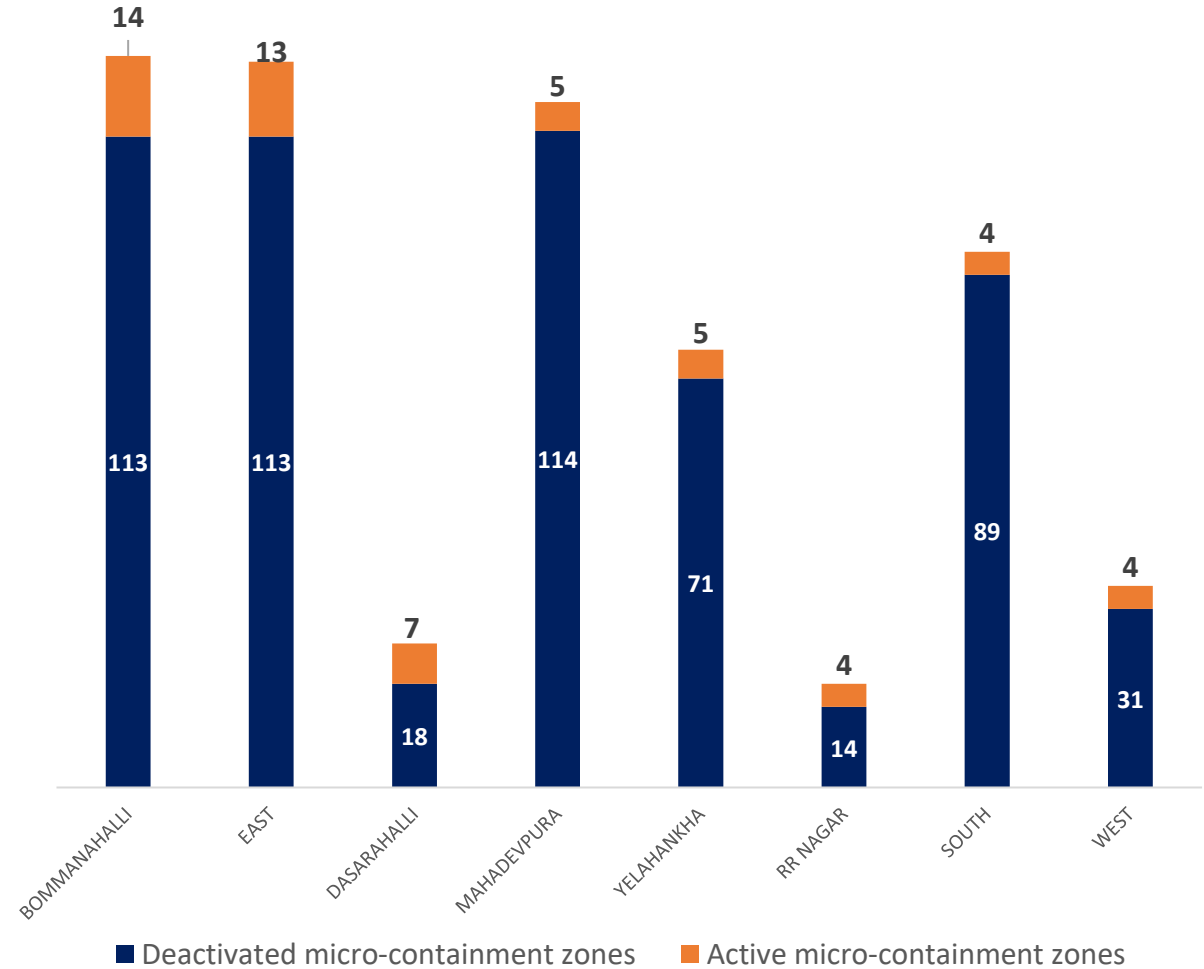




MICRO CONTAINMENT ZONE DETAILS

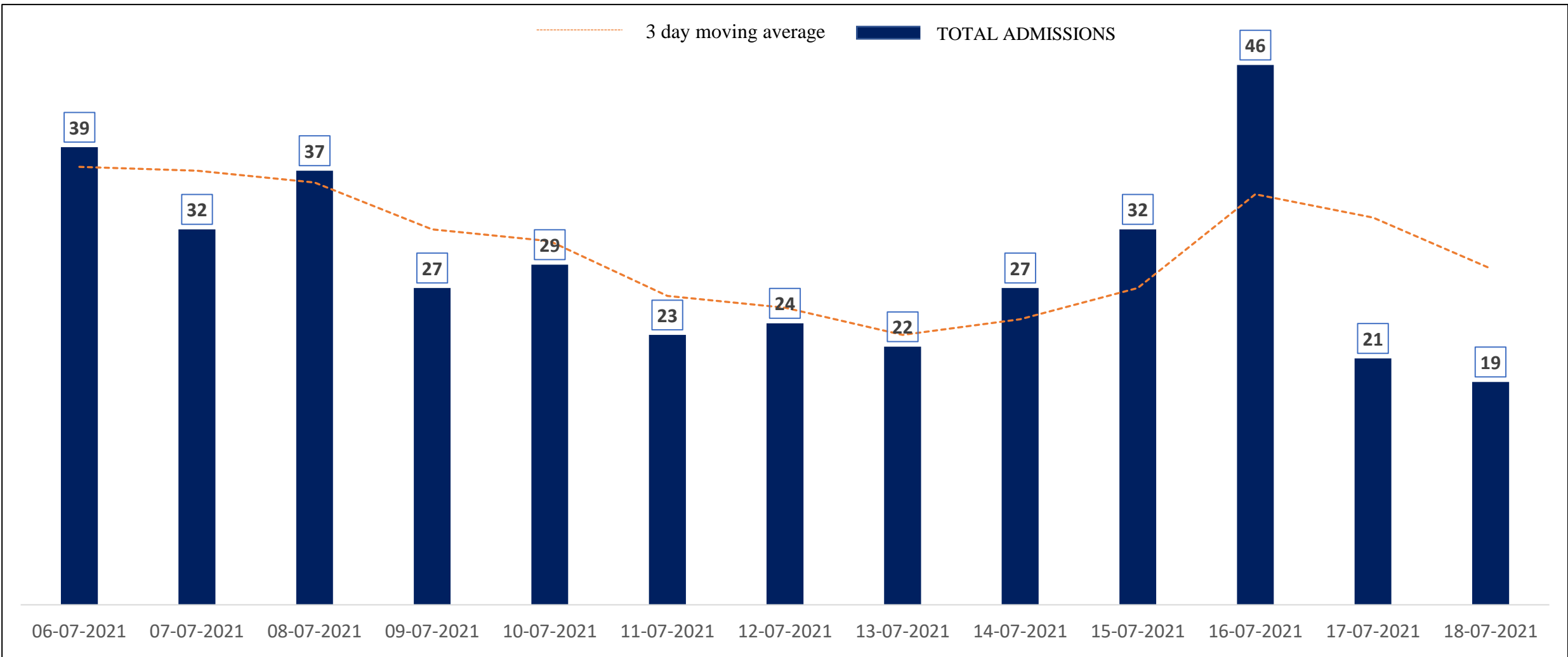


ZONE	TOTAL DECLARED	TOTAL DEACTIVATED	TOTAL ACTIVE
BOMMANAHALLI	127	113	14
EAST	126	113	13
DASARAHALLI	25	18	7
MAHADEVPURA	119	114	5
YELAHANKHA	76	71	5
RR NAGAR	18	14	4
SOUTH	93	89	4
WEST	35	31	4
TOTAL	619	563	56





HOSPITAL ADMISSIONS LAST 15 DAYS TREND



* Numbers as per Covid+ Hospital Bed Management System (CHBMS)

* Only Fresh Admissions considered

* Only govt. quota admissions through CHBMS considered



COVID BED STATUS AS ON 19.07.2021



SR. NO.	Facility Type	No. of Hospital	Total Allocated Beds for C+ Patients					Occupied Beds for C+ Patients					Net Available Beds for C+ Patients				
			Gen Beds	HDU	ICU Beds	ICU-V	Total	Gen Beds	HDU	ICU Beds	ICU-V	Total	Gen Beds	HDU	ICU Beds	ICU-V	Total
1	Government Medical Colleges																
2	Government Hospitals																
3	Private Medical Colleges																
4	Private Hospitals																
Total Beds																	

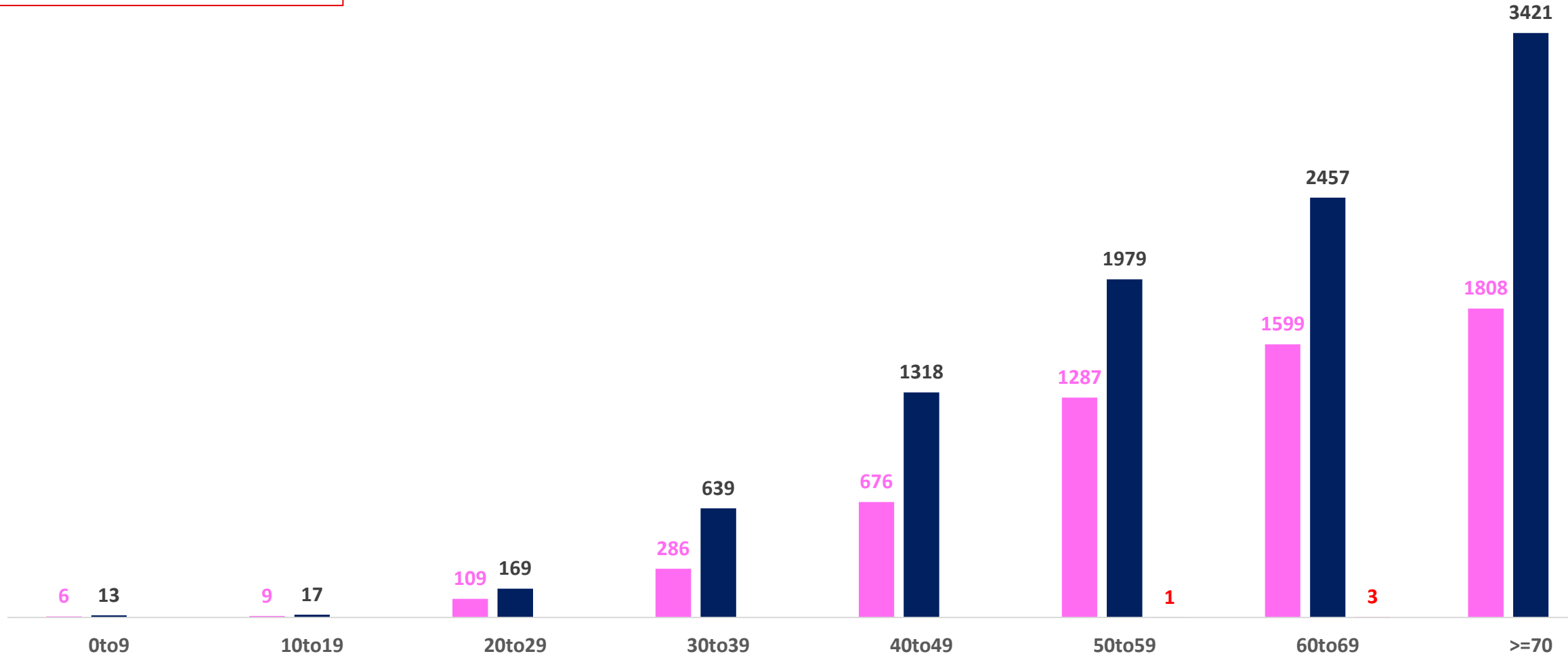


AGE AND GENDER WISE DISTRIBUTION OF DEATH CASES



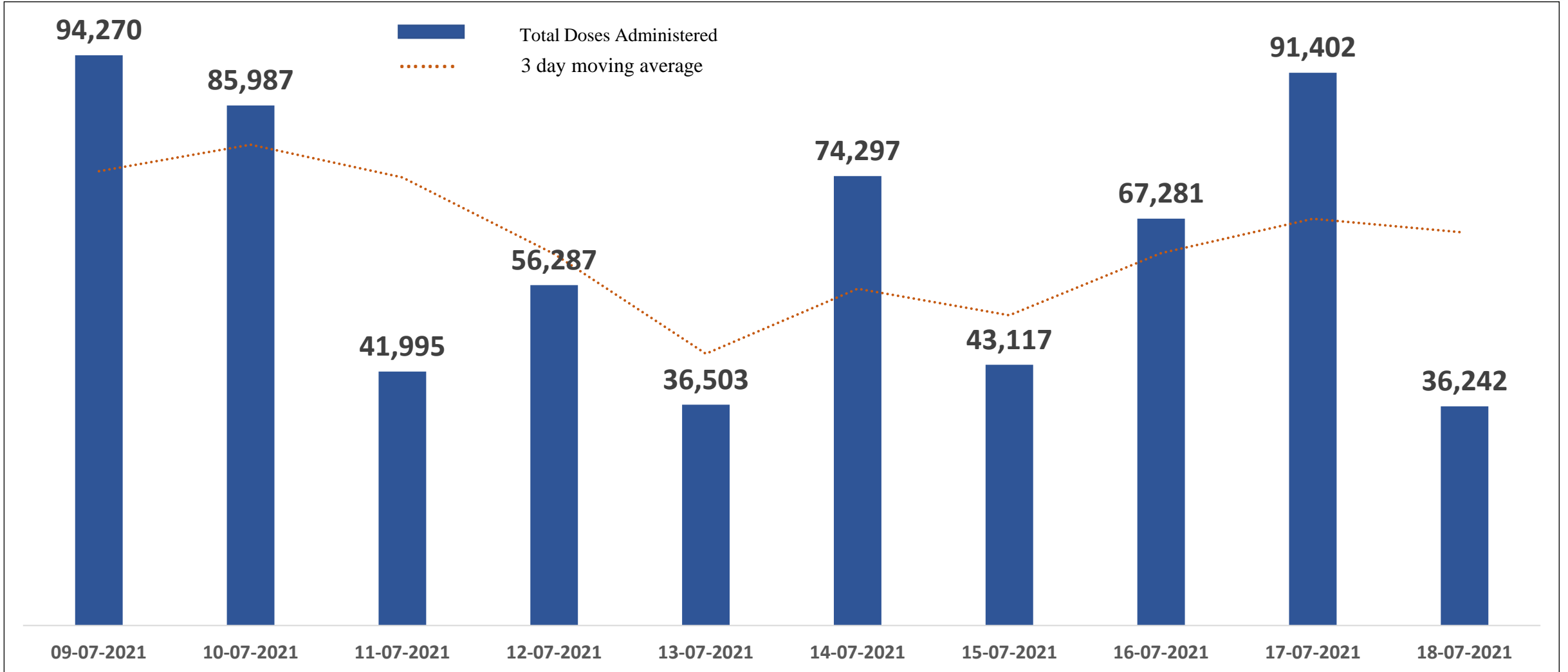
Death Cases: 15,797

Female Male Transgender





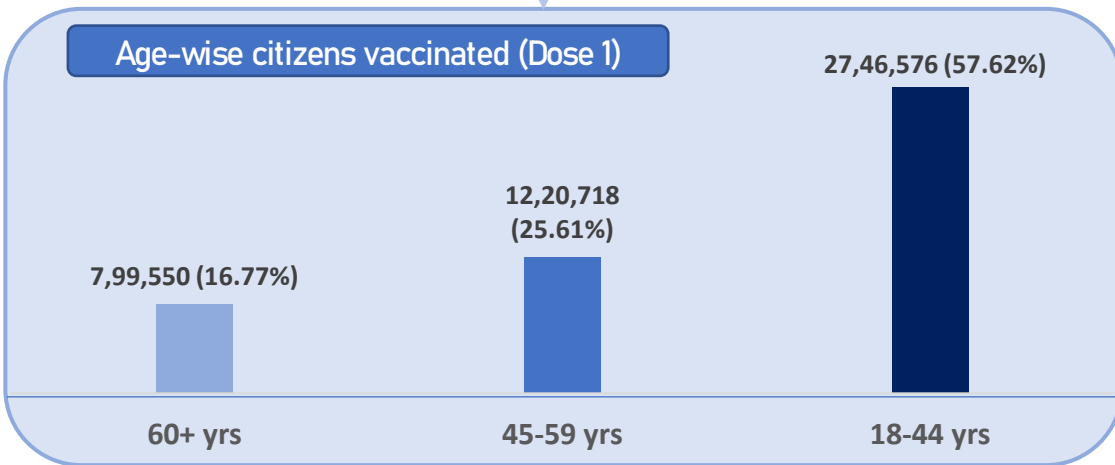
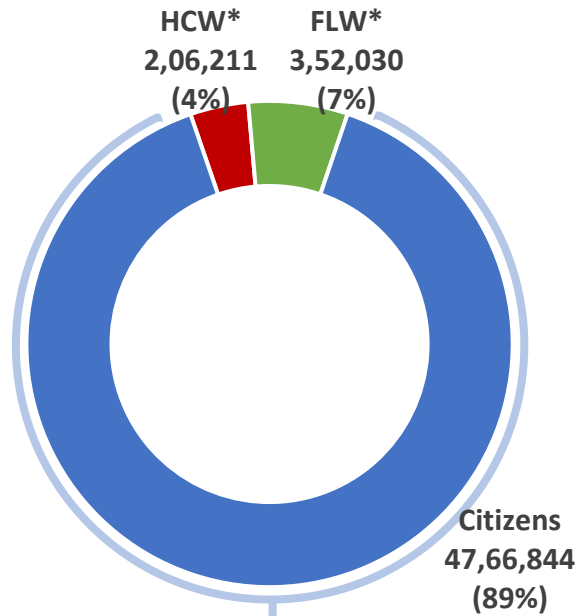
TOTAL VACCINE DOSES ADMINISTERED IN LAST 10 DAYS



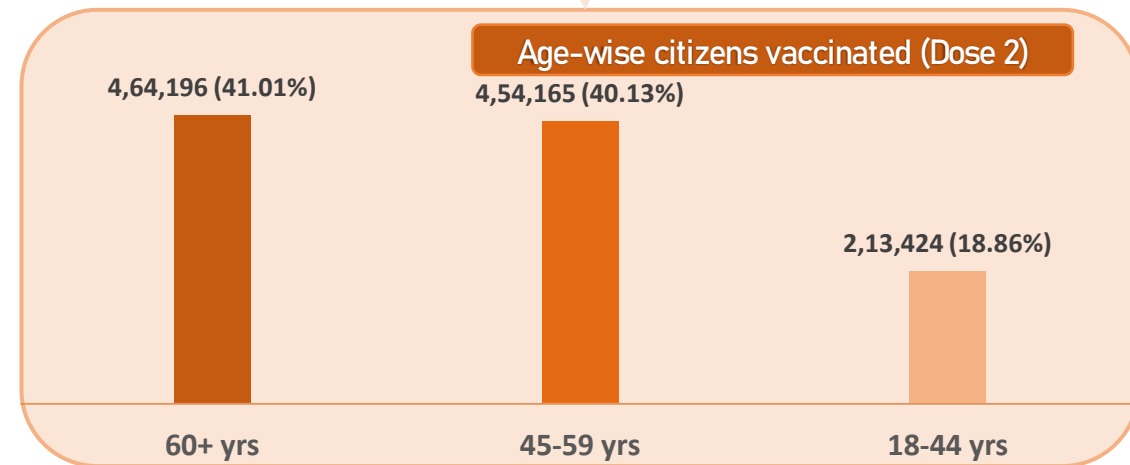
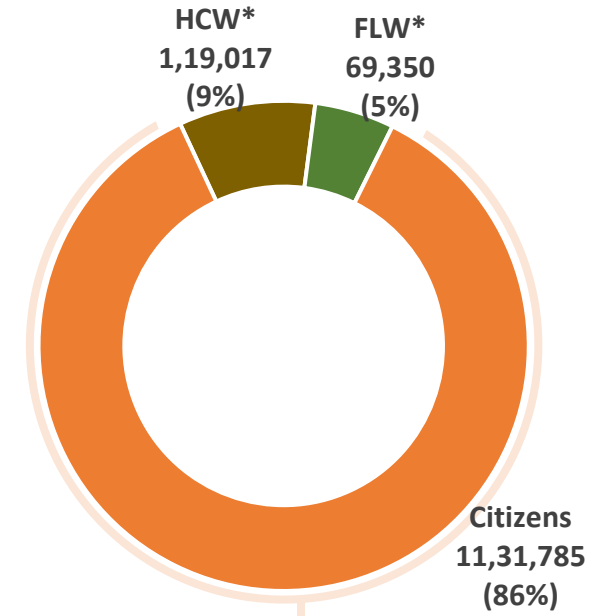


CATEGORY WISE CUMULATIVE VACCINATION IN BBMP

Dose 1



Dose 2



*HCW : Health Care Workers

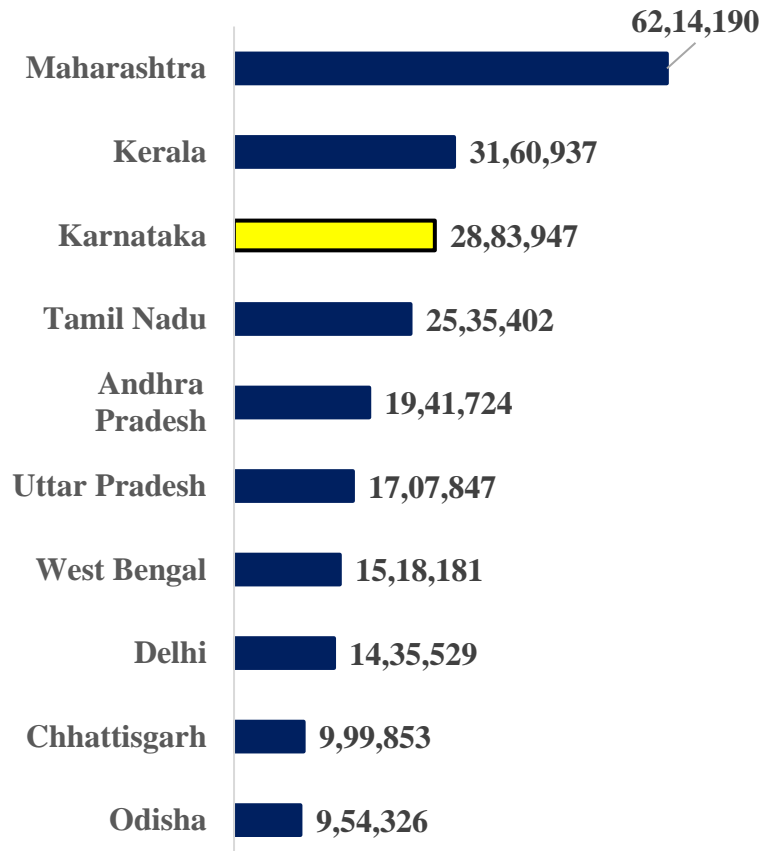
*FLW : Front Line Workers



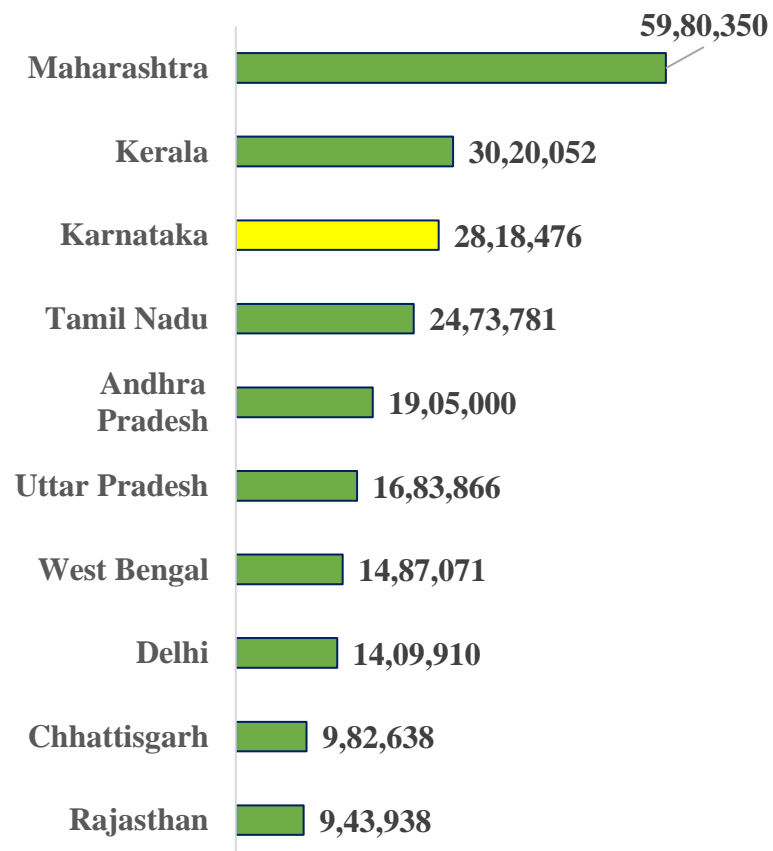
TOP 10 COVID19 AFFECTED INDIAN STATES



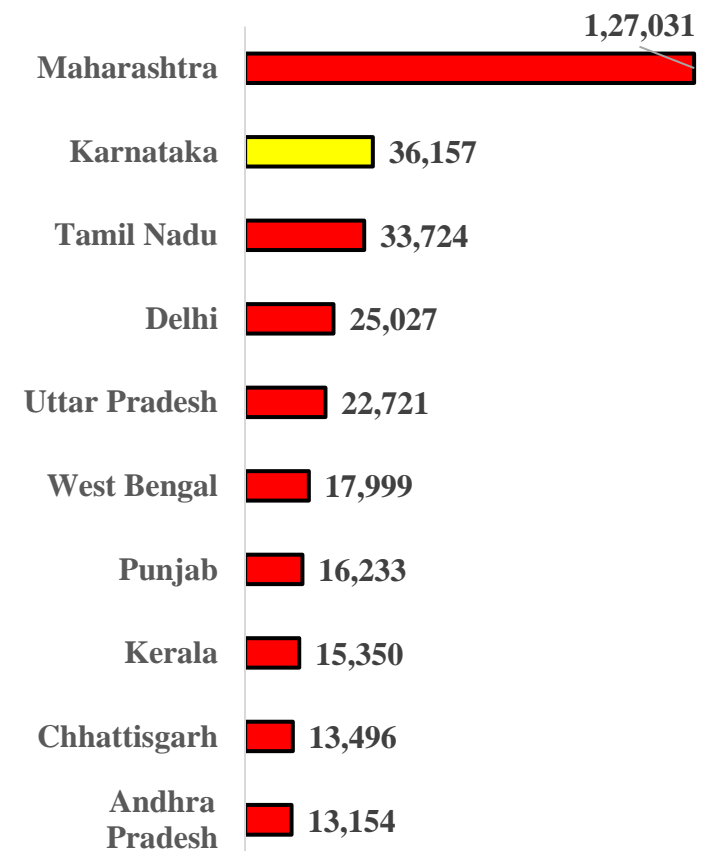
Total Positive Cases



Total Recovered Cases



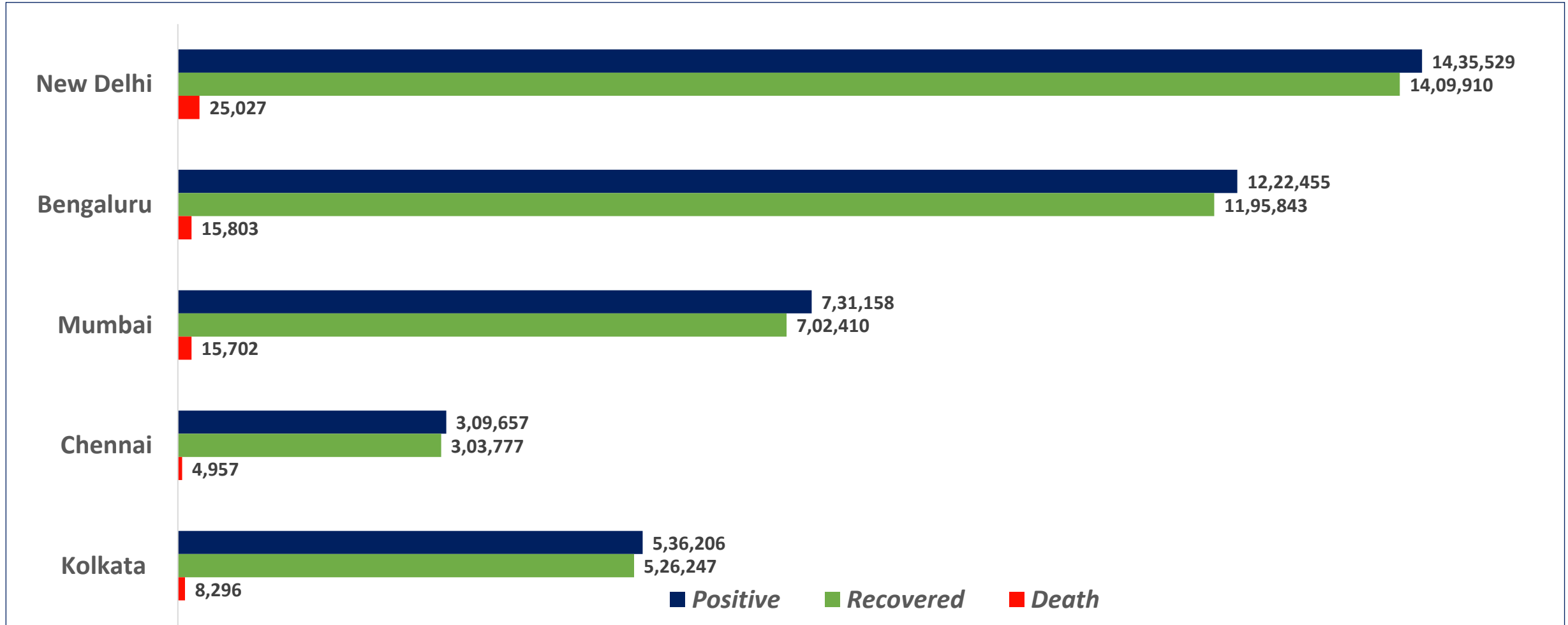
Total Death Cases



Source : <https://www.covid19india.org/> at 6:35 pm (19.07.2021)



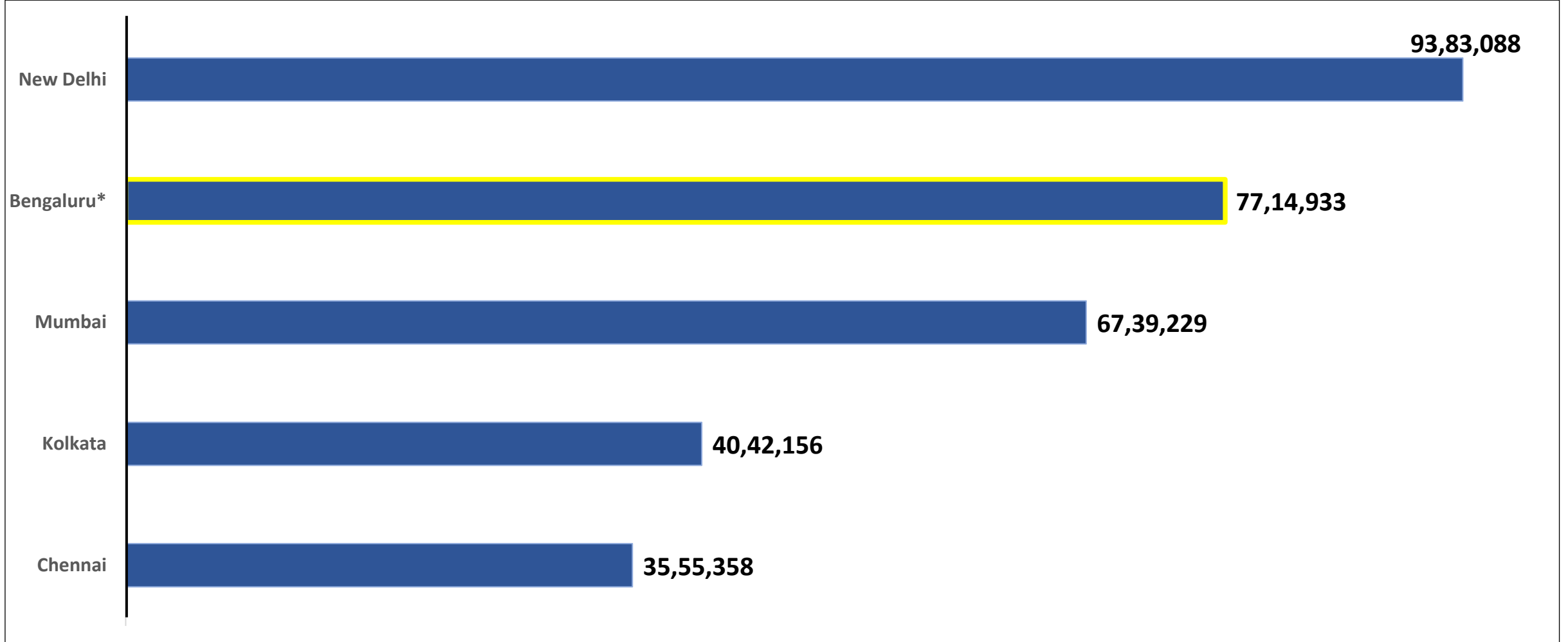
BENGALURU AND OTHER METROPOLITIAN CITIES



Source : <https://www.covid19india.org/> at 6:35 pm (19.07.2021)



VACCINE DOSES ADMINISTERED IN BENGALURU AND OTHER METROPOLITIAN CITIES



Source : <https://dashboard.cowin.gov.in/> at 6:35 pm (19.07.2021)

*includes BBMP & Bengaluru Urban



SNAPSHOT OF COVID-19 CASES IN BENGALURU URBAN



**Total Wards With
< =10 Cases* :
97**

**Tests Conducted
On 18.07.2021:
47,985**

**Recovery
Rate:
97.82%**

**Total
Active Cases :
10,809**

**Total Vaccinated on
18.07.2021:
36,242**

**Positivity
Rate* :
0.66%**

**Active
Rate:
0.88%**

**Case
Fatality Rate* :
2.07%**



*Total positive cases In the past 10 days

*CFR and positivity is for Past 7 days



ಬೃಹತ್ ಬೆಂಗಳೂರು ಮಹಾನಗರ ಪಾಲಿಕೆ
Bruhat Bengaluru Mahanagara Palike



Download BBMP Bulletin	https://apps.bbmpgov.in/covid19/mediabulletin.php
For BBMPCovid19 Bed Status:	https://apps.bbmpgov.in/covid19/en/Bedstatus.php
To register for vaccination :	https://selfregistration.cowin.gov.in/
BBMP COVID19 Dashboard:	https://apps.bbmpgov.in/covid19/
Follow us on:	 www.facebook.com/bbmp.comm1/
	 twitter.com/BBMPCOMM

Issued by:

Honorable Chief Commissioner, BBMP
Special Commissioner Health & IT, BBMP
MD, Bengaluru Smart City Limited

THANK YOU !

ನಿಮಗೆ ನಿಶ್ಯಕ್ತಿ ಮತ್ತು ಸುಸ್ತು ಕಂಡು ಬಂದರೆ ಕೂಡಲೇ ನಿಮ್ಮ ಪೋಷಕರಿಗೆ ತಿಳಿಸಿ!

ಸ್ವತಃ ಆರೋಗ್ಯವನ್ನು ಗಮನಿಸಿ ಮತ್ತು ಈ ಲಕ್ಷಣಗಳು ಕಂಡು ಬಂದರೆ ನಿಮ್ಮ ಪೋಷಕರಿಗೆ ತಿಳಿಸಿ:

- 1 ಕೆಮ್ಮು
- 2 ನೆಗಡಿ
- 3 ಜ್ವರ
- 4 ಉಸಿರಾಡಲು ತೊಂದರೆ
- 5 ಅತಿಸಾರ/ಭೇದಿ
- 6 ಬಲಹೀನತೆ

ಪೋಷಕರು, ಮಕ್ಕಳ ಆರೋಗ್ಯದ ಕಡೆ ನಿಗಾವಹಿಸಬೇಕು. ಮೇಲಿನ ಯಾವುದಾದರೂ ಲಕ್ಷಣಗಳು ಕಂಡು ಬಂದರೆ ಕೂಡಲೇ ವೈದ್ಯರನ್ನು ಸಂಪರ್ಕಿಸಿ!

ನಾವು ಸುರಕ್ಷಿತವಾಗಿದ್ದರೆ ದೇಶವು ಸುರಕ್ಷಿತ!

ಜ್ವರ, ನೆಗಡಿ, ಕೆಮ್ಮು ತರದ ಕೋವಿಡ್-19 ಲಕ್ಷಣಗಳಿದ್ದಲ್ಲಿ 104ಕ್ಕೆ ಕರೆ ಮಾಡಿ ಎಲ್ಲರಿಗೂ ಆರೋಗ್ಯ, ಎಲ್ಲೆಡೆಯೂ ಆರೋಗ್ಯ